

# Digital Tickets

As a part of our effort to ensure a contactless experience at TD Place, the Ottawa REDBLACKS have replaced printed tickets and ticket cards with digital tickets for all fans this season. In addition to providing you with the safest and fastest entry experience, digital tickets (downloaded to your mobile device) are easy to manage and distribute to friends & family and/or for your business needs.


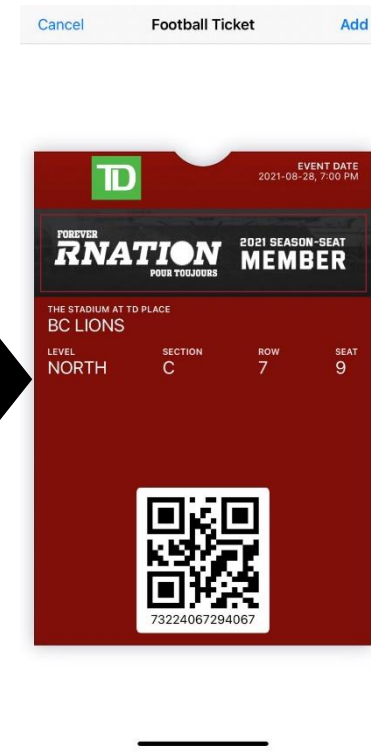
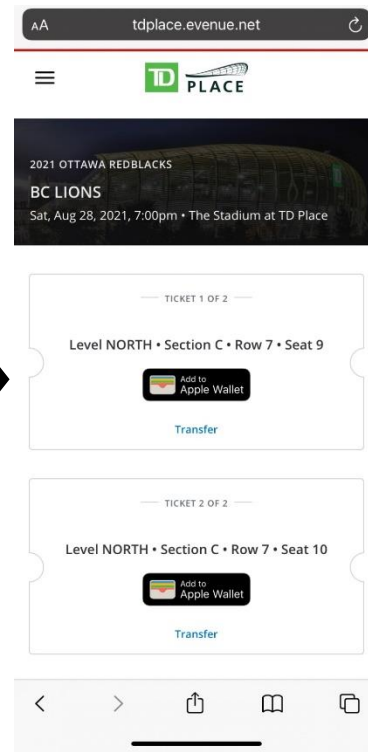
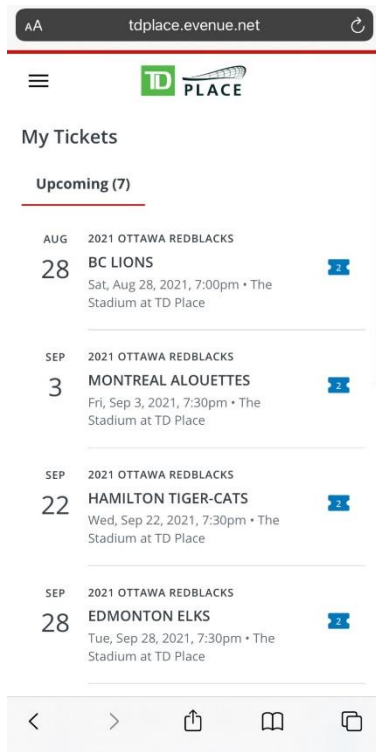
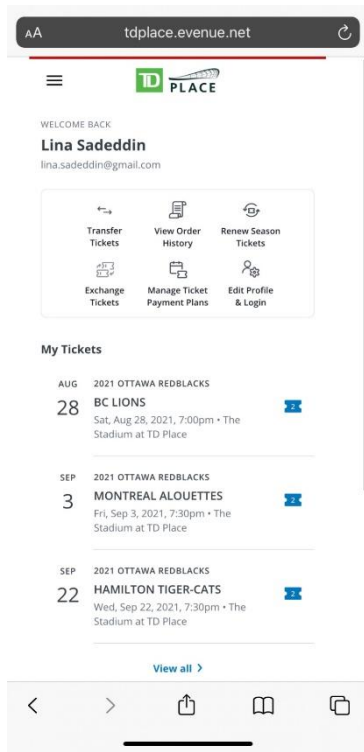
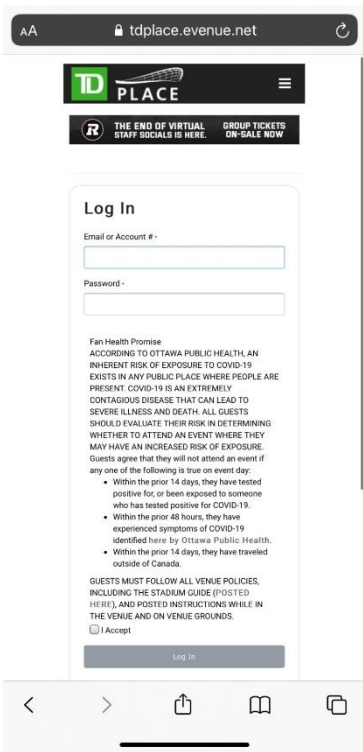
To download or transfer your seats for the 2021 season, follow the step-by-step guide below. Please ensure you are on your mobile device when proceeding through the steps, as you'll want to download your tickets to the device in advance of arriving on game day.

If you do not have a smartphone, please contact us at [memberships@oseg.ca](mailto:memberships@oseg.ca) for assistance with alternative options.

## Access & Download Your Ticket

1. Use your account login credentials (email or account # and password) to sign in to your account [here](#). Quick Tip: use the **Forgot Password** option if you don't remember your password.
2. Click **View All** at the bottom of the home page to access the **My Tickets** home page, you will see a list of all the games included in your package.
3. Start by selecting the first game (August 28).
4. Select the seat(s) you wish to download and choose **Add to Wallet**. **IMPORTANT:** if you share your tickets with friends, family, clients, etc., you will need to transfer their tickets to them. You should only download the tickets to your mobile device that you will be using. [Click here](#) for instructions on how to transfer your tickets.
5. Click on **Add** to complete the download of your ticket to your wallet.
6. Your digital ticket will now be stored in your mobile wallet and accessible without data or Wi-Fi connection.

Repeat Steps 2-6 to download all remaining games/seats to your mobile wallet.



## Transfer Your Ticket

1. From the **My Tickets** home page, click on **Transfer Tickets**.
2. Select the game you'd like to transfer.
3. Select the seat you wish to transfer by checking the box beside the seat(s) you'd like to transfer. You can select the same seat for all home games before proceeding. Please note you can only transfer to one location.
4. Once you have selected the seats and game you would like to transfer click on **Confirm Transfer**.
5. Enter the mobile number or email address of the person you'd like to receive the tickets
6. Review the transfer and select **Transfer Tickets** at the bottom of the screen.

tdplace.evenue.net

TD PLACE

WELCOME BACK  
**Lina Sadeddin**  
lina.sadeddin@gmail.com

Transfer Tickets | View Order History | Renew Season Tickets  
Exchange Tickets | Manage Ticket Payment Plans | Edit Profile & Login

**My Tickets**

AUG 28 2021 OTTAWA REDBLACKS  
BC LIONS  
Sat, Aug 28, 2021, 7:00pm • The Stadium at TD Place

SEP 3 2021 OTTAWA REDBLACKS  
MONTREAL ALOUETTES  
Fri, Sep 3, 2021, 7:30pm • The Stadium at TD Place

SEP 22 2021 OTTAWA REDBLACKS  
HAMILTON TIGER-CATS  
Wed, Sep 22, 2021, 7:30pm • The Stadium at TD Place

[View all >](#)



tdplace.evenue.net

TD PLACE

Select tickets to transfer

BC LIONS  
Sat, Aug 28, 2021, 7:00pm

MONTREAL ALOUETTES  
Fri, Sep 3, 2021, 7:30pm

HAMILTON TIGER-CATS  
Wed, Sep 22, 2021, 7:30pm

EDMONTON ELKS  
Tue, Sep 28, 2021, 7:30pm

MONTREAL ALOUETTES  
Sat, Oct 16, 2021, 4:00pm

CALGARY STAMPEDERS  
Fri, Oct 29, 2021, 7:30pm

TORONTO ARGONAUTS



tdplace.evenue.net

TD PLACE

Select tickets to transfer

BC LIONS  
Sat, Aug 28, 2021, 7:00pm 1/2

One or more tickets is pending transfer or is ineligible to be transferred.

Select All Clear All

LEVEL NORTH, SECTION C

14 • Full Season - Renewal  
Row 7, Seat 9

14 • Full Season - Renewal  
Row 7, Seat 10

MONTREAL ALOUETTES  
Fri, Sep 3, 2021, 7:30pm

HAMILTON TIGER-CATS

CONTINUE (1 TICKET)



tdplace.evenue.net - Private

Select tickets to transfer

BC LIONS  
Sat, Aug 28, 2021, 7:00pm 1/2

One or more tickets is pending transfer or is ineligible to be transferred.

Select All Clear All

LEVEL NORTH, SECTION C

14 • Full Season - Renewal  
Row 7, Seat 9

14 • Full Season - Renewal  
Row 7, Seat 10

MONTREAL ALOUETTES  
Fri, Sep 3, 2021, 7:30pm 1/2

Select All Clear All

LEVEL NORTH, SECTION C

14 • Full Season - Renewal  
Row 7, Seat 9

14 • Full Season - Renewal  
Row 7, Seat 10

CONTINUE (2 TICKETS)



tdplace.evenue.net

TD PLACE

Who are you transferring to?

Heads up! Your recipient will have 48 hours to accept the transfer.

Mobile Number \*

( ) - -

Use Email Instead

Powered By  
**Paciolan**  
© 2021 Paciolan  
All Rights Reserved.  
[Site Security](#) [Privacy Policy](#)



tdplace.evenue.net

TD PLACE

Review Transfer

SUMMARY [Show Details](#)

To: (613) 315-7412  
[Change](#)

2021 OTTAWA REDBLACKS  
BC LIONS  
Sat, Aug 28, 2021, 7:00pm

MONTREAL ALOUETTES  
Fri, Sep 3, 2021, 7:30pm

Powered By  
**Paciolan**  
© 2021 Paciolan  
All Rights Reserved.  
[Site Security](#) [Privacy Policy](#)

TRANSFER 2 TICKETS



tdplace.evenue.net

TD PLACE

Your transfer invite was sent!

Your recipient has 48 hours to accept the transfer.

You may cancel the transfer any time before it's accepted. Once transferred, you will no longer have access to the original tickets.

BACK TO MY ACCOUNT

To: (613) 315-7412

2021 OTTAWA REDBLACKS  
BC LIONS  
Sat, Aug 28, 2021, 7:00pm

Level NORTH, Section C, Row 7, Seat 9  
14 • Full Season - Renewal

MONTREAL ALOUETTES  
Fri, Sep 3, 2021, 7:30pm

Level NORTH, Section C, Row 7, Seat 10  
14 • Full Season - Renewal

Powered By  
**Paciolan**

## Accepting a Transfer

1. The recipient will receive a text message or email with a link to accept the transfer.
2. They'll be asked to log in to their account OR create new account (if they don't have an active TD Place ticket account).
3. The recipient now has 48 hours to accept their transfer. Once accepted, they can download to their mobile wallets (as you have already done with your season tickets).

Friendly Reminders:

- We highly recommend that you download your tickets in advance of arriving at TD Place to avoid any issues with cellular coverage in the vicinity of TD Place on game day.
- With your tickets downloaded to your mobile wallet, simply present your digital ticket from your mobile wallet at the gate on game day.



## Access & Download Your Ticket

1. Screenshot 1 - Use your account login credentials (email or account # and password) to sign in to your account [here](#). (Quick Tip: use the “forgot password” option if you don’t remember your password).
2. Screenshot 2 – Click view all at the bottom of the home page to access the My Tickets home page, you will see a list of all the games included in your package.
3. Screenshot 3 - Start by selecting the first game (August 28). Screenshot 4 – Select the seat(s) you wish to download and choose “Add to Wallet”. **IMPORTANT:** if you share your tickets with friends, family, clients, etc., you will need to transfer their tickets to them. You should only download the tickets to your mobile device that you will be using. [Click here](#) for instructions on how to transfer your tickets.
4. Screenshot 5 - Click “Add” to complete the download of your ticket to your wallet.
5. Screenshot 6 - Your digital ticket will now be stored in your mobile wallet and accessible without data or Wi-Fi connection.
6. Repeat Steps 2-6 to download all remaining games/seats to your mobile wallet

## Transfer Your Ticket

- From the **My Tickets** home page, click on **Transfer Tickets**.
- Screenshot 2 – Select the game you'd like to transfer.
- Screenshot 3 – Select the seat you wish to transfer by checking the box beside the seat(s) you'd like to transfer. You can select the same seat for all home games before proceeding. Please note you can only transfer to one location.
- Screenshot 4 – Once you have selected the seats and game you would like to transfer click "Confirm Transfer".
- Screenshot 5 – Review the transfer and select Transfer Tickets at the bottom of the screen
- Screenshot 6 - Enter the mobile number or email address of the person you'd like to receive the tickets
- Screenshot 7 - Review the transfer and select Transfer Tickets at the bottom of the screen

## Accepting a Transfer

- Screenshot 1 - The recipient will receive a text message or email with a link to accept the transfer
- Screenshot 2 - They'll be asked to log in to their account OR create new account (if they don't have an active TD Place ticket account)
- Screenshot 3 - The recipient now has 48 hours to accept their transfer. Once accepted, they can download to their mobile wallets (as you have already done with your season tickets).